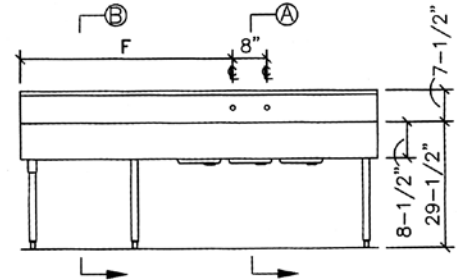
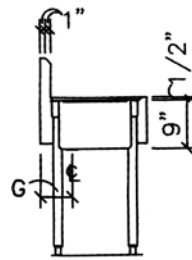
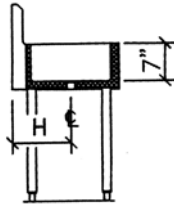
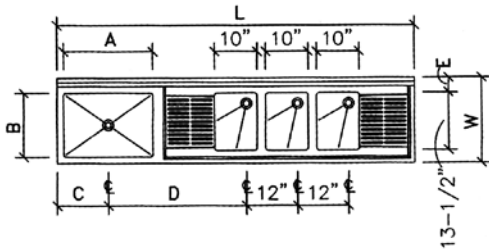
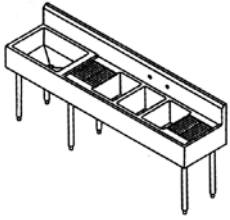




LAMBERTSON INDUSTRIES

HIGH - QUALITY STAINLESS STEEL
BARSINKS SCHEMATICS

THREE TUB STAR BRIGHT UNDERBAR SINK / COCKTAIL STATION COMBINATIONS



MODEL	L	W	A	B	C	D	E	F	G	H	WEIGHT
3SL-5-2D12-1CS24L	84"	20"	21"	15"	12"	32-1/2"	3-1/2"	50"	6"	11"	90 LBS.
3SL-5-2D12-1CS24L-4	84"	24"	21"	20"	12"	32-1/2"	5-1/2"	50"	8"	13"	105 LBS.
3SL-5-2D12-1CS30L	90"	20"	27"	15"	15"	35-1/2"	3-1/2"	56"	6"	11"	100 LBS.
3SL-5-2D12-1CS30L-4	90"	24"	27"	20"	15"	35-1/2"	5-1/2"	56"	8"	13"	115 LBS.
3SL-6-2D18-1CS24L	96"	20"	21"	15"	12"	38-1/2"	3-1/2"	56"	6"	11"	100 LBS.
3SL-6-2D18-1CS24L-4	96"	24"	21"	20"	12"	38-1/2"	5-1/2"	56"	8"	13"	115 LBS.
3SL-6-2D18-1CS30L	102"	20"	27"	15"	15"	41-1/2"	3-1/2"	62"	6"	11"	110 LBS.
3SL-6-2D18-1CS30L-4	102"	24"	27"	20"	15"	41-1/2"	5-1/2"	62"	8"	13"	125 LBS.
3SL-7-2D24-1CS24L	108"	20"	21"	15"	12"	44-1/2"	3-1/2"	62"	6"	11"	110 LBS.
3SL-7-2D24-1CS24L-4	108"	24"	21"	20"	12"	44-1/2"	5-1/2"	62"	8"	13"	125 LBS.
3SL-7-2D24-1CS30L	114"	20"	27"	15"	15"	47-1/2"	3-1/2"	68"	6"	11"	120 LBS.
3SL-7-2D24-1CS30L-4	114"	24"	27"	20"	15"	47-1/2"	5-1/2"	68"	8"	13"	135 LBS.
3SL-8-2D30-1CS24L	120"	20"	21"	15"	12"	50-1/2"	3-1/2"	68"	6"	11"	120 LBS.
3SL-8-2D30-1CS24L-4	120"	24"	21"	20"	12"	50-1/2"	5-1/2"	68"	8"	13"	135 LBS.
3SL-8-2D30-1CS30L	126"	20"	27"	15"	15"	53-1/2"	3-1/2"	74"	6"	11"	130 LBS.
3SL-8-2D30-1CS30L-4	126"	24"	27"	20"	15"	53-1/2"	5-1/2"	74"	8"	13"	145 LBS.

NOTES

- ▶ TOP — 16 GAUGE TYPE 304 STAINLESS STEEL WITH INTEGRALLY FORMED BACKSPLASH AND MARINE EDGE AT THREE SIDES ON DRAIN BOARDS.
- ▶ SINK — 16 GAUGE TYPE 304 STAINLESS STEEL ALL WELDED CONSTRUCTION. ALL VERTICAL AND HORIZONTAL CORNERS WITH 5/8" RADIUS COVE. BOTTOM OF TUBS ARE PITCHED TOWARD DIE STAMPED CENTER DRAIN OPENING. TUBS ARE INTEGRALLY WELDED TO TOP.
- ▶ ICE BIN — 16 GAUGE TYPE 304 STAINLESS STEEL ALL WELDED TUB WITH ALL VERTICAL AND HORIZONTAL CORNERS WITH 5/8" RADIUS COVE. BOTTOM OF TUB IS PITCHED TOWARD DIE STAMPED CENTER DRAIN OPENING. TUB IS SURROUNDED BY 1" FIBERGLASS INSULATION WITH GALVANIZED SHELL AT BOTTOM AND ALL SIDES.
- ▶ LEGS — 1-5/8" O.D. 16 GAUGE GALVANIZED STEEL TUBING WITH STAINLESS STEEL LEG GUSSETS AND ADJUSTABLE SANITARY BULLET TYPE FEET.
- ▶ CUSTOM SIZES AND CONFIGURATIONS AVAILABLE.

LAMBERTSON INDUSTRIES • 1335 ALEXANDRIA COURT • SPARKS, NV 89434

PHONE: 775-857-1100 • FAX: 775-857-3289 • TOLL-FREE: 800-548-3324

