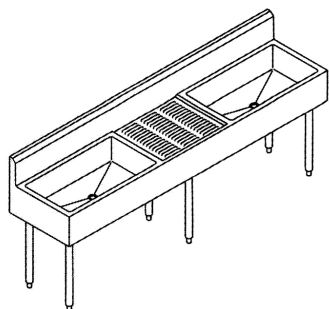




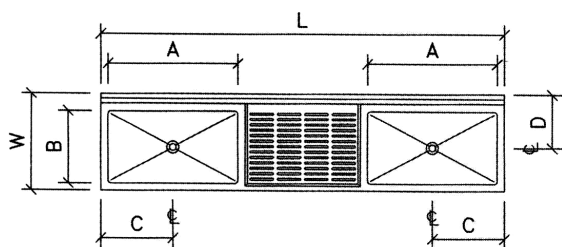
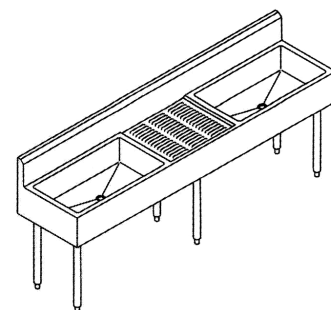
LAMBERTSON INDUSTRIES

HIGH-QUALITY STAINLESS STEEL

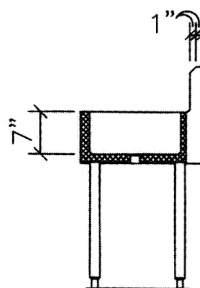
BARSINKS SCHEMATICS



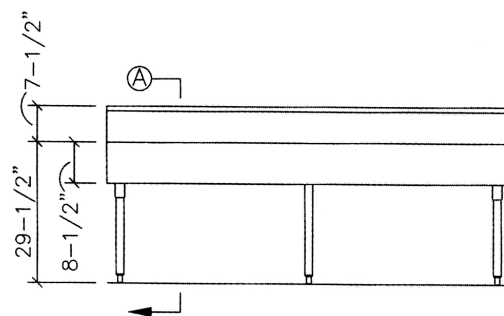
TWO TUB STAR BRIGHT UNDERBAR COCKTAIL STATION



PLAN VIEW



SECTION VIEW



ELEVATION VIEW

| MODEL | L | W | A | B | C | D | ICE CAPACITY | WEIGHT |
|----------------|-----|-----|-----|-----|-----|-----|--------------|----------|
| 2-CS-30-CD12 | 84" | 20" | 27" | 15" | 15" | 11" | 115 LBS. | 125 LBS. |
| 2-CS-30-CD12-4 | 84" | 24" | 27" | 20" | 15" | 13" | 154 LBS. | 140 LBS. |
| 2-CS-36-CD12 | 84" | 20" | 33" | 15" | 18" | 11" | 141 LBS. | 135 LBS. |
| 2-CS-36-CD12-4 | 84" | 24" | 33" | 20" | 18" | 13" | 188 LBS. | 150 LBS. |
| 2-CS-36-CD12 | 96" | 20" | 33" | 15" | 18" | 11" | 141 LBS. | 145 LBS. |
| 2-CS-36-CD12-4 | 96" | 24" | 33" | 20" | 18" | 13" | 188 LBS. | 160 LBS. |

NOTES

- ▶ TOP — 16 GAUGE TYPE 304 STAINLESS STEEL WITH INTEGRALLY FORMED BACKSPLASH.
- ▶ ICE BIN — 16 GAUGE TYPE 304 STAINLESS STEEL ALL WELDED TUB WITH ALL VERTICAL AND HORIZONTAL CORNERS WITH 5/8" RADIUS COVE. BOTTOM OF TUB IS PITCHED TOWARD DIE STAMPED CENTER DRAIN OPENING. TUB IS SURROUNDED BY 1" FIBERGLASS INSULATION WITH GALVANIZED SHELL AT BOTTOM AND REAR.
- ▶ LEGS — 1-5/8" O.D. TYPE 304 STAINLESS STEEL TUBING WITH STAINLESS STEEL LEG GUSSETS AND ADJUSTABLE SANITARY
- ▶ CUSTOM SIZES AND CONFIGURATIONS AVAILABLE.

1335 ALEXANDRIA COURT
SPARKS, NV 89434

LAMBERTSON INDUSTRIES, INC.
PHONE 775 · 857 · 1100
TOLL-FREE 800 · 548 · 3324
FAX 775 · 857 · 3289

WWW.LAMBERTSON.COM
SALES@LAMBERTSON.COM

